

ORDER-Form MetroSHINGLE








Smart Roofs for Smart People®

DISTRIBUTOR:

CONTACT:

DATE:

PH:

	ITEM	PROFILE	COLOR	FORMULA	QUANTITY	UNIT-\$	EXTND-\$
1	MetroSHINGLE® (Stn-Ctd.) pn-1131 9-3/4" Pitch Exposure X 50" Long 480 pcs Plt / 31-pcs/Sq. (3.6 lbs ea.)			Sq's X 31 = # panels	0	\$ -	\$ -
2	SHINGLE CAP (Stn-Ctd.) pn-2131 9-3/4" Pitch Exposure X 8" Wide 60-pcs / Box (.57lbs ea.) Ridge – Hip			Sq's X 6.10 = # Caps (L- ft div. .81 = pcs)	0	\$ -	\$ -
3	SHINGLE STARTER Strip (Pntd.) pn-3213 3" X 1-1/2" X 120" (2.5 lbs) BROWN, BLACK or WHITE			Sq's X 0.580 = # Pcs (L- ft div. 9.5 = Pcs)	0	\$ -	\$ -
4	DRIP EDGE (Pntd.) pn-3215 1-1/2" X 1-1/2" X 120" WHITE, BROWN, BLACK		<i>Use under RAKE CHANNEL only!</i>	Sq's X 0.916 = # Pcs (L- ft div. 9.5 = Pcs)	0	\$ -	\$ -
5	SHINGLE RAKE Channel (Stn-Ctd.) pn-3190 12-Pcs/Bx 1" X 2" X 79" (3.0lbs ea.)			Sq's X 0.916 = # Pcs (L- ft div 6.33 = Pcs)	0	\$ -	\$ -
6	20" Dbl., 'V' SHINGLE VALLEY (Pntd.) pn-3219 20" X 3/4" X 120" *12.5 lbs ea.) BLACK or BROWN (1-Pc Reqd., per 10-ft, Div by 10 = Valley Ft.)			Sq's X 0.180 = # Pcs (L- ft div 9.5 = Pcs)	0	\$ -	\$ -
7	VALLEY CENTER COVER (Stn-Ctd.) pn-3124 Center of Valley 4" X 79" (3.7 lbs ea.) Each or 10-pcs / Pk			Sq's X 0.280 = # Pcs (L- ft div 6.33 = Pcs)	0	\$ -	\$ -
8	(OPTIONAL) Z-BAR Large (Stn-Ctd.) pn-3127 2-1/2" X 3/4" 2-1/2" X 79" (2.5lbs ea.) Each or 15-pcs / Pk			(Lin-ft div 6.33 = Pcs)	0	\$ -	\$ -
	(OPTIONAL) Z-BAR Small (Stn-Ctd.) pn-3128 1-3/8" X 1/2" 1-3/8" X 79" (2lbs ea.) Each or 20-pcs / Pk			(Lin-ft div 6.33 = Pcs)	0	\$ -	\$ -
9	SMART-Vent SHINGLE (Stn-Ctd.) pn-3171 Ventilator panel 90 Sq in of NFVA 52" X 3-1/2" X 16-3/4" (10.5 lbs ea.)			Sq's X 0.200 = # Pcs	0	\$ -	\$ -

ORDER-Form MetroSHINGLE



Smart Roofs for Smart People®

	ITEM	PROFILE	COLOR	FORMULA	QUANTITY	UNIT-\$	EXTND-\$
10	FLAT STOCK Sheets (Stn-Ctd.) pn-33130 18" X 52" (5.7 lbs ea.)			Sq's X 0.100 = # Pcs (L-ft div. 4.16 = Pcs)	0	\$ -	\$ -
11	(OPTIONAL) FL-FASCIA 3-1/2" (Stn-Ctd.) pn-3125 3-1/2" X 2" X 79" (3.0 lbs) Ea. Or 10/Pk		<i>Use instead of DRIP EDGE</i>	Sq's X 0.900 = # Pcs (L-ft div. 6.33 = Pcs)	0	\$ -	\$ -
11a	(OPTIONAL) 5"-FASCIA / COUNTER FLASH (Stn-Ctd.) pn-3111 5" X 3/4" X 79" (3.75 lbs) Ea. Or 10/Pk		<i>Use as COUNTER FLASHING</i>	Sq's X 0.900 = # Pcs (L-ft div. 6.33 = Pcs)	0	\$ -	\$ -
12	HEAD-WALL Flashing (Stn-Ctd.) pn-3113 2-1/2" X 79" (3.3 lbs ea.) Each or 10-pcs / Pk Various			Sq's X 0.470 = # Pcs	0	\$ -	\$ -
13	SIDE-WALL Underpan (Pntd.) pn-302000 3" X 4" X 120" Painted (5.0 lbs ea.)			Sq's X 0.309 = # Pcs (L-ft div. 9.5 = Pcs)	0	\$ -	\$ -
14	SHINGLE 'Short-Course Cleat' (Bare) pn-301800 2" X 120" (1.5 lbs ea.)			Sq's X 0.065 = # Pcs (L-ft div. 9.5 = Pcs)	0	\$ -	\$ -
15	A) SMART-Jack 3-N-1 (Stn-Ctd.) pn-3165-Bx or 3167 ea. Pipe Penetrations - Small base (1.0 lbs ea.)			A) = # BOX	0	\$ -	\$ -
				A) Sq's X 0.33 = # Pcs	0	\$ -	\$ -
				B) = # BOX	0	\$ -	\$ -
16	B) SMART-Jack 3-N-4 (Stn-Ctd.) pn-3166-Bx or 3168 ea.			B) Sq's X 0.066 = # Pcs	0	\$ -	\$ -
17	SMART-Sleeve (Stn-Ctd.) pn-3195-Bx Pipe Penetrations from 3/4" to 4" dia (1.65 lbs. ea.)			= # BOX	0	\$ -	\$ -
18	SMART-Sleeve (Stn-Ctd.) pn-3194 ea.			Sq's X 0.100 = # Pcs	0	\$ -	\$ -
19	TOUCH-UP Kit pn-5112 ea. Acrylic, Brush & Stone Chip (3.90 lbs ea.) <i>Used to repair minor panel & trim scratches</i>			Sq's X 0.033 = # Kits	0	\$ -	\$ -
20	STITCH SCREWS (Pntd.) pn-502100 #8 X 1/2" HWH BLACK screws (.50 lbs ea.) Sold by 250-pcs/Bag		N/A	Sq's X 0.033 = # Bags	0	\$ -	\$ -
21	1-1/4" x 3/8" Head RING SHANK COIL Nails pn-503112 Sold by 7.2k/Box (30.00 lbs.)		N/A	Sq's X 0.020 = # Boxes	0	\$ -	\$ -
22	#10 X 1-1/2" HWH w/Rubber Washer (Bare) pn-502102 2.5k/Bx Sold by the Bag 250/Bag (.5 lbs.)		N/A		0	\$	\$

ORDER-Form MetroSHINGLE



Smart Roofs for Smart People®

23	<p>(OPTIONAL) #10 X 1" HWH ACC-SCREWS (Pntd.) pn-5042 3k/Bx Sold by 250-pcs/Bag (2.4 lbs.) <i>Used for fastening trim caps</i></p>			Sq's X 0.065 = # Bags	0	\$ -	\$ -
----	---	--	--	-----------------------	----------	------	------

TOTAL \$ -